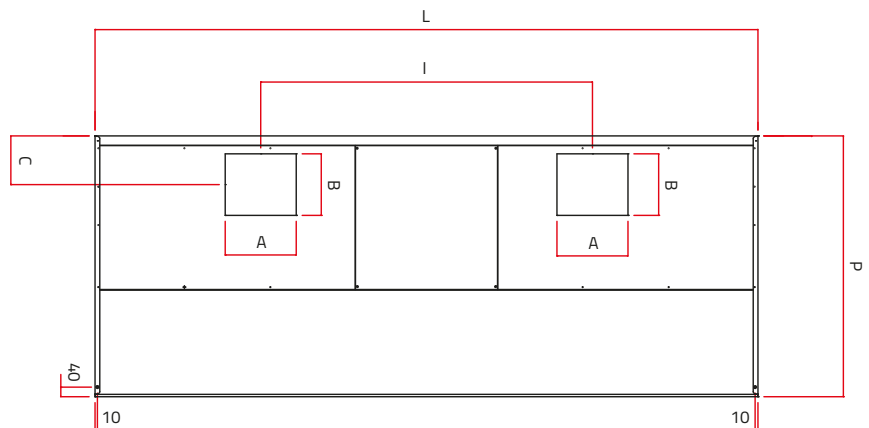
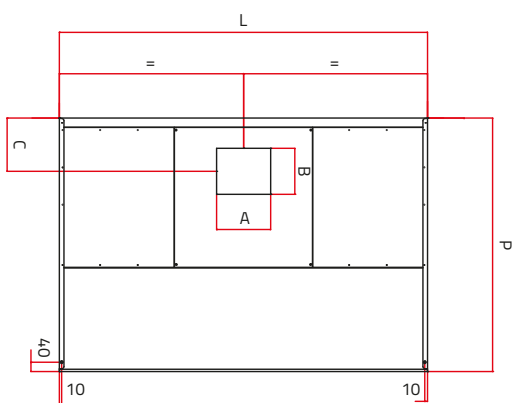
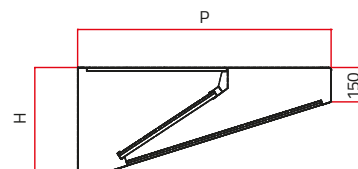




CAPPE A PARETE SNACK neutra
Serie 70 / 90 / 110

SNACK WALL HOOD WITHOUT EXTRACTOR FAN



LISTINO TECNICO Cappe snack a parete

TECHNICAL PRICELIST *Snack wall hoods*

Serie 70

Modelli Models	304 €	Modelli Models	430 €	Dim. P x L x h mm	AxB mm	C mm	Filtri n° Filters n°	Peso Kg Weight Kg	Volume MC/H*	I mm	LED €
ES 7/10		435 7/10		700x1000x450	230x200	230	2a	26	900		
ES 7/12		435 7/12		700x1200x450	230x200	230	2b	30	1100		
ES 7/14		435 7/14		700x1400x450	230x200	230	2b	34	1250		
ES 7/16		435 7/16		700x1600x450	230x200	230	3a	37	1400		
ES 7/18		435 7/18		700x1800x450	230x200	230	3b	40	1600		
ES 7/20		435 7/20		700x2000x450	300x260	210	4a	44	1800		
ES 7/22		435 7/22		700x2200x450	300x260	210	4a	46	1950		
ES 7/24		435 7/24		700x2400x450	300x260	210	4b	48	2200		
ES 7/26		435 7/26		700x2600x450	300x260	210	4b	51	2300		
ES 7/28		435 7/28		700x2800x450	230x200x2	230	5b	54	2500	1400	
ES 7/30		435 7/30		700x3000x450	230x200x2	230	5b	57	2700	1500	
ES 7/32		435 7/32		700x3200x450	230x200x2	230	5b	61	2800	1600	
ES 7/34		435 7/34		700x3400x450	300x260x2	210	6b	64	3000	1700	
ES 7/36		435 7/36		700x3600x450	300x260x2	210	6b	67	3200	1800	
ES 7/38		435 7/38		700x3800x450	300x260x2	210	6b	71	3350	1900	

CARATTERISTICHE COSTRUTTIVE:

Il particolare profilo la rende ideale per blocchi di cottura 60 / 70 / 90 posizionati a parete anche nei casi di soffitti bassi. Costruzione in AISI 304 o AISI 430. Esecuzioni speciali a richiesta.

In dotazione:

- Filtri a labirinto
- Scarico condensa 1/2"
- Lunghezze diverse = prezzo delle cappe con lunghezze immediatamente superiori (ES 11/13 = ES 11/14)

Note:

Per gli accessori vedi le pagine specifiche. Imballo pluriball con angolari in polistirolo compresi nel prezzo.

Serie 90

Modelli Models	304 €	Modelli Models	430 €	Dim. P x L x h mm	AxB mm	C mm	Filtri n° Filters n°	Peso Kg Weight Kg	Volume MC/H*	I mm	LED €
ES 9/10		435 9/10		900x1000x450	230x200	230	2a	26	1100		
ES 9/12		435 9/12		900x1200x450	230x200	230	2b	30	1400		
ES 9/14		435 9/14		900x1400x450	230x200	230	2b	34	1650		
ES 9/16		435 9/16		900x1600x450	300x260	210	3a	37	1800		
ES 9/18		435 9/18		900x1800x450	300x260	210	3b	40	2000		
ES 9/20		435 9/20		900x2000x450	300x260	210	4a	44	2250		
ES 9/22		435 9/22		900x2200x450	300x260	210	4a	46	2500		
ES 9/24		435 9/24		900x2400x450	300x260	210	4b	48	2700		
ES 9/26		435 9/26		900x2600x450	300x260x2	210	4b	51	2950	1300	
ES 9/28		435 9/28		900x2800x450	300x260x2	210	5b	54	3200	1400	
ES 9/30		435 9/30		900x3000x450	300x260x2	210	5b	57	3400	1500	
ES 9/32		435 9/32		900x3200x450	300x260x2	210	5b	61	3650	1600	
ES 9/34		435 9/34		900x3400x450	300x260x2	210	6b	64	3850	1700	
ES 9/36		435 9/36		900x3600x450	300x260x2	210	6b	67	4050	1800	
ES 9/38		435 9/38		900x3800x450	300x260x2	210	6b	71	4300	1900	

CONSTRUCTION CHARACTERISTICS:

The special profile makes it ideal for cooking blocks 60 / 70 / 90 against a wall, even with low ceilings. Construction in AISI 304 or AISI 430. Special fabrication on request.

Supplied:

- Baffle filters
- Condensate draining cock 1/2"
- Other lengths = price of hoods w/next length up (ES 11/13 = ES 11/14)

Notes:

For the accessories please see the relative pages. Pluriball wrap packaging with polystyrene corners included.

Serie 110

Modelli Models	304 €	Modelli Models	430 €	Dim. P x L x h mm	AxB mm	C mm	Filtri n° Filters n°	Peso Kg Weight Kg	Volume MC/H*	I mm	LED €
ES 11/10		435 11/10		1100x1000x450	230x200	230	2c	35	1400		
ES 11/12		435 11/12		1100x1200x450	300x260	210	2d	38	1700		
ES 11/14		435 11/14		1100x1400x450	300x260	210	2d	41	1950		
ES 11/16		435 11/16		1100x1600x450	300x260	210	3c	44	2200		
ES 11/18		435 11/18		1100x1800x450	300x260	210	3d	47	2500		
ES 11/20		435 11/20		1100x2000x450	300x260	210	4c	50	2800		
ES 11/22		435 11/22		1100x2200x450	300x260	210	4c	53	3100		
ES 11/24		435 11/24		1100x2400x450	300x260x2	210	4d	56	3400	1200	
ES 11/26		435 11/26		1100x2600x450	300x260x2	210	4d	59	3600	1300	
ES 11/28		435 11/28		1100x2800x450	300x260x2	210	5d	62	3900	1400	
ES 11/30		435 11/30		1100x3000x450	300x260x2	210	5d	65	4200	1500	
ES 11/32		435 11/32		1100x3200x450	300x260x2	210	5d	68	4500	1600	
ES 11/34		435 11/34		1100x3400x450	300x260x2	210	6d	73	4700	1700	
ES 11/36		435 11/36		1100x3600x450	300x260x2	210	6d	78	5000	1800	
ES 11/38		435 11/38		1100x3800x450	300x260x2	210	6d	83	5300	1900	

Portata media definita con velocità di passaggio sottocappa 0,35 m/sec.

Filtri/filters :

a (400x400) - b (500x400)
c (400x500) - d (500x500)