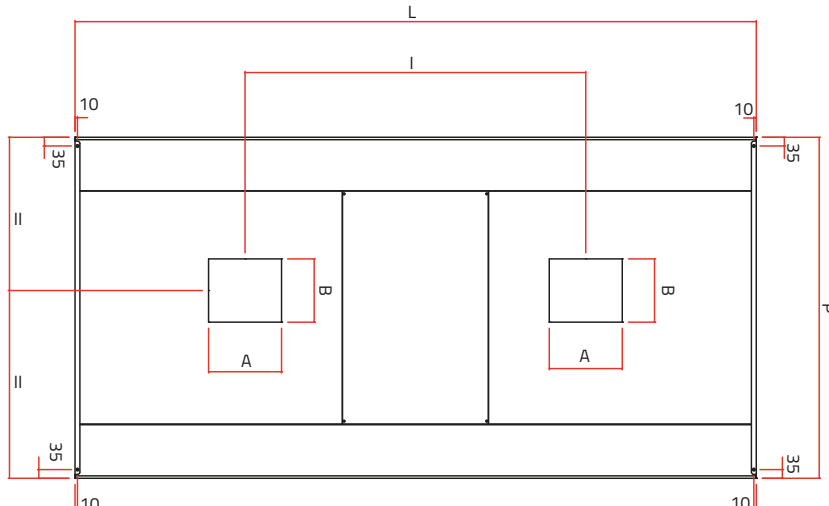
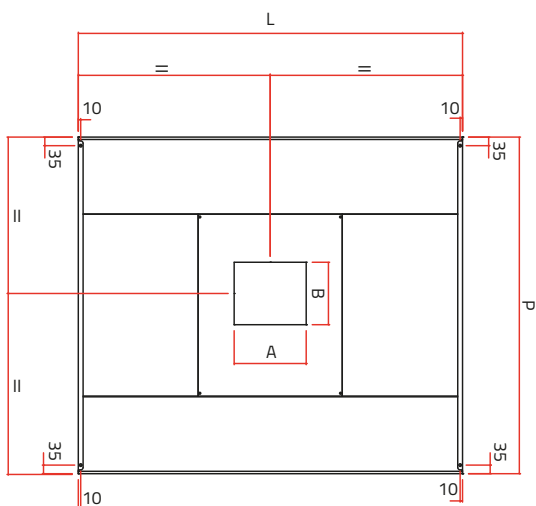
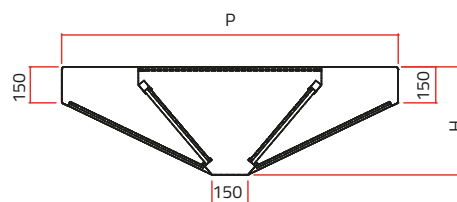


## CAPPA CENTRALE SNACK MODELLO EC-S

Serie 120 / 140 / 180

*ISLAND HOODS EC-S LINE*



## LISTINO TECNICO Cappe centrali

### TECHNICAL PRICELIST Island hoods

#### Serie 120

Modelli Models	304 €	Modelli Models	430 €	Dim. P x L x h mm	AxB mm	C mm	Filtri n° Filters n°	Peso Kg Weight Kg	Volume MC/H*	I mm	LED €
EC-S 12/12		43EC-S 12/12		1200x1200x450	200x200	600	4b	37	1800		
EC-S 12/14		43EC-S 12/14		1200x1400x450	250x250	600	4b	40	2100		
EC-S 12/16		43EC-S 12/16		1200x1600x450	250x250	600	6a	47	2400		
EC-S 12/18		43EC-S 12/18		1200x1800x450	250x250	600	6b	50	2700		
EC-S 12/20		43EC-S 12/20		1200x2000x450	300x300	600	8b	57	3000		
EC-S 12/22		43EC-S 12/22		1200x2200x450	300x300	600	8b	61	3300		
EC-S 12/24		43EC-S 12/24		1200x2400x450	300x300	600	8b	64	3600		
EC-S 12/26		43EC-S 12/26		1200x2600x450	300x300	600	8b	67	3900		
EC-S 12/28		43EC-S 12/28		1200x2800x450	250x250x2	600	10b	72	4200	1400	
EC-S 12/30		43EC-S 12/30		1200x3000x450	250x250x2	600	10b	77	4500	1500	
EC-S 12/32		43EC-S 12/32		1200x3200x450	250x250x2	600	10b	81	4800	1600	
EC-S 12/34		43EC-S 12/34		1200x3400x450	300x300x2	600	12b	86	5100	1700	
EC-S 12/36		43EC-S 12/36		1200x3600x450	300x300x2	600	12b	91	5400	1800	
EC-S 12/38		43EC-S 12/38		1200x3800x450	300x300x2	600	12b	95	5700	1900	

#### CARATTERISTICHE COSTRUTTIVE:

Il particolare profilo la rende ideale per blocchi di cottura 70 / 90 posizionati centralmente anche in casi di soffitti bassi. Costruzione in AISI 304 o AISI 430. Esecuzioni speciali a richiesta.

#### In dotazione:

- Filtri a labirinto
- Scarico condensa 1/2"
- Lunghezze diverse = prezzo delle cappe con lunghezze immediatamente superiori (EC-S 12/13 = EC-S 12/14)

#### Note:

Per gli accessori vedi le pagine specifiche. Imballo pluriball con angolari in polistirolo compresi nel prezzo.

#### Serie 140

Modelli Models	304 €	Modelli Models	430 €	Dim. P x L x h mm	AxB mm	C mm	Filtri n° Filters n°	Peso Kg Weight Kg	Volume MC/H*	I mm	LED €
EC-S 14/12		43EC-S 14/12		1400x1200x450	250x250	700	4b	38	2100		
EC-S 14/14		43EC-S 14/14		1400x1400x450	250x250	700	4b	43	2500		
EC-S 14/16		43EC-S 14/16		1400x1600x450	300x300	700	6a	50	2800		
EC-S 14/18		43EC-S 14/18		1400x1800x450	300x300	700	6b	54	3200		
EC-S 14/20		43EC-S 14/20		1400x2000x450	300x300	700	8a	60	3500		
EC-S 14/22		43EC-S 14/22		1400x2200x450	400x300	700	8a	66	3900		
EC-S 14/24		43EC-S 14/24		1400x2400x450	400x300	700	8b	69	4200		
EC-S 14/26		43EC-S 14/26		1400x2600x450	300x300x2	700	8b	74	4600	1300	
EC-S 14/28		43EC-S 14/28		1400x2800x450	300x300x2	700	10b	79	4900	1400	
EC-S 14/30		43EC-S 14/30		1400x3000x450	300x300x2	700	10b	84	5300	1500	
EC-S 14/32		43EC-S 14/32		1400x3200x450	300x300x2	700	10b	89	5600	1600	
EC-S 14/34		43EC-S 14/34		1400x3400x450	300x300x2	700	12b	94	6000	1700	
EC-S 14/36		43EC-S 14/36		1400x3600x450	300x300x2	700	12b	99	6400	1800	
EC-S 14/38		43EC-S 14/38		1400x3800x450	300x300x2	700	12b	104	6700	1900	

#### CONSTRUCTION CHARACTERISTICS:

The special profile makes the island hoods ideal for cooking blocks 70 / 90 island positioned, even with low ceiling kitchens. Costruction in AISI 304 or AISI 430. Special fabrication on request.

#### Supplied:

- Baffle filters
- Condensate draining cock 1/2"
- Other lengths = price of hoods w/next lenght up (EC-S 12/13 = EC-S 12/14)

#### Notes:

For the accessories please see the relative pages. Pluriball wrap packaging with polystyrene corners included.

#### Serie 180

Modelli Models	304 €	Modelli Models	430 €	Dim. P x L x h mm	AxB mm	C mm	Filtri n° Filters n°	Peso Kg Weight Kg	Volume MC/H*	I mm	LED €
EC-S 18/12		43EC-S 18/12		1800x1200x450	300x300	900	2d	43	2750		
EC-S 18/14		43EC-S 18/14		1800x1400x450	300x300	900	3c	49	3200		
EC-S 18/16		43EC-S 18/16		1800x1600x450	300x300	900	3c	56	3650		
EC-S 18/18		43EC-S 18/18		1800x1800x450	400x300	900	3d	61	4050		
EC-S 18/20		43EC-S 18/20		1800x2000x450	400x300	900	4c	68	4550		
EC-S 18/22		43EC-S 18/22		1800x2200x450	400x300	900	4c	73	5000		
EC-S 18/24		43EC-S 18/24		1800x2400x450	300x300x2	900	4d	76	5450	1200	
EC-S 18/26		43EC-S 18/26		1800x2600x450	300x300x2	900	4d	82	5900	1300	
EC-S 18/28		43EC-S 18/28		1800x2800x450	300x300x2	900	5d	87	6350	1400	
EC-S 18/30		43EC-S 18/30		1800x3000x450	400x300x2	900	5d	93	6800	1500	
EC-S 18/32		43EC-S 18/32		1800x3200x450	400x300x2	900	5d	98	7250	1600	
EC-S 18/34		43EC-S 18/34		1800x3400x450	400x300x2	900	6d	104	7700	1700	
EC-S 18/36		43EC-S 18/36		1800x3600x450	400x300x2	900	6d	109	8200	1800	
EC-S 18/38		43EC-S 18/38		1800x3800x450	400x300x2	900	6d	115	8600	1900	

Portata media definita con velocità di passaggio sottocappa 0,35 m/sec.

#### Filtri/filters :

a (400x400) - b (500x400)  
c (400x500) - d (500x500)