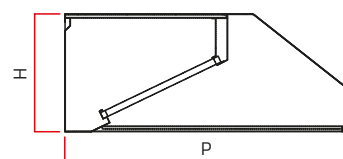
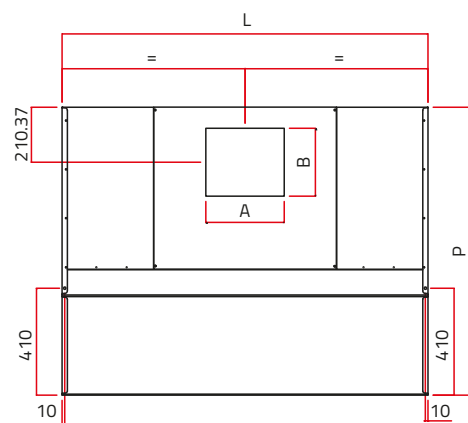
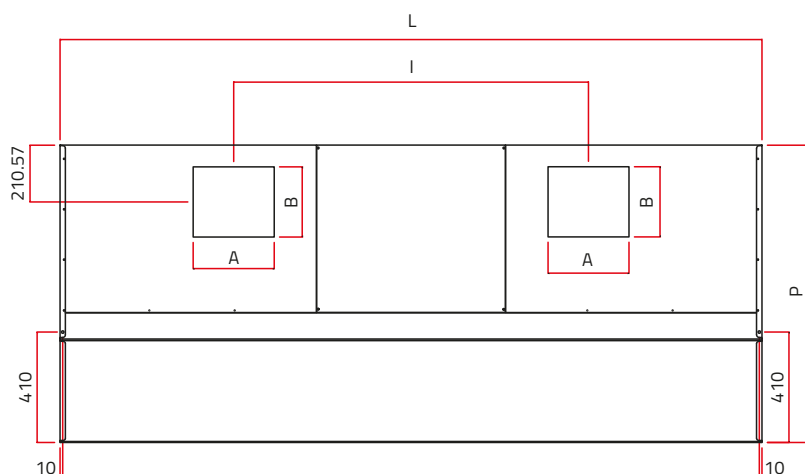


**CAPPE A PARETE CLASSIC** neutra  
Serie 110 / 130

*CLASSIC WALL HOOD WITHOUT EXTRACTOR FAN*



## LISTINO TECNICO Cappe a parete

### TECHNICAL PRICELIST Wall hoods

#### Serie 110

Modelli Models	304 €	Modelli Models	430 €	Dim. P x L x h mm	AxB mm	C mm	Filtri n° Filters n°	Peso Kg Weight Kg	Volume MC/H*	I mm	LED €
EP 11/10		43P 11/10		1100x1000x450	230x200	230	2c	35	1400		
EP 11/12		43P 11/12		1100x1200x450	300x260	210	2d	38	1700		
EP 11/14		43P 11/14		1100x1400x450	300x260	210	2d	41	1950		
EP 11/16		43P 11/16		1100x1600x450	300x260	210	3c	44	2200		
EP 11/18		43P 11/18		1100x1800x450	300x260	210	3d	47	2500		
EP 11/20		43P 11/20		1100x2000x450	300x260	210	4c	50	2800		
EP 11/22		43P 11/22		1100x2200x450	300x260	210	4c	53	3100		
EP 11/24		43P 11/24		1100x2400x450	300x260x2	210	4d	56	3400	1200	
EP 11/26		43P 11/26		1100x2600x450	300x260x2	210	4d	59	3600	1400	
EP 11/28		43P 11/28		1100x2800x450	300x260x2	210	5d	62	3900	1400	
EP 11/30		43P 11/30		1100x3000x450	300x260x2	210	5d	65	4200	1500	
EP 11/32		43P 11/32		1100x3200x450	300x260x2	210	5d	68	4500	1600	
EP 11/34		43P 11/34		1100x3400x450	300x260x2	210	6d	73	4700	1700	
EP 11/36		43P 11/36		1100x3600x450	300x260x2	210	6d	78	5000	1800	
EP 11/38		43P 11/38		1100x3800x450	300x260x2	210	6d	83	5300	1900	

#### CARATTERISTICHE COSTRUTTIVE:

La linea tradizionale della cappa classica a parete ne consente l'utilizzo in ogni ambiente di cucina anche se di dimensioni ridotte. Costruzione in AISI 304 o AISI 430.

Esecuzioni speciali a richiesta.

#### In dotazione:

- Filtri a labirinto
- Scarico condensa 1/2"
- Lunghezze diverse = prezzo delle cappe con lunghezze immediatamente superiori (EP 9/13 = EP 9/14)

#### Note:

Per gli accessori vedi le pagine specifiche. Imballo pluriball con angolari in polistirolo compresi nel prezzo.

#### Serie 130

Modelli Models	304 €	Modelli Models	430 €	Dim. P x L x h mm	AxB mm	C mm	Filtri n° Filters n°	Peso Kg Weight Kg	Volume MC/H*	I mm	LED €
EP 13/12		43P 13/12		1300x1200x450	250x250	300	2d	39	2100		
EP 13/14		43P 13/14		1300x1400x450	250x250	300	2d	42	2500		
EP 13/16		43P 13/16		1300x1600x450	300x300	300	3c	45	2800		
EP 13/18		43P 13/18		1300x1800x450	300x300	300	3d	48	3200		
EP 13/20		43P 13/20		1300x2000x450	300x300	300	4c	52	3500		
EP 13/22		43P 13/22		1300x2200x450	300x300	300	4c	56	3900		
EP 13/24		43P 13/24		1300x2400x450	400x300x2	300	4d	60	4200	1200	
EP 13/26		43P 13/26		1300x2600x450	400x300x2	300	4d	63	4600	1300	
EP 13/28		43P 13/28		1300x2800x450	400x300x2	300	5d	66	4900	1400	
EP 13/30		43P 13/30		1300x3000x450	400x300x2	300	5d	71	5300	1500	
EP 13/32		43P 13/32		1300x3200x450	400x300x2	300	5d	75	5600	1600	
EP 13/34		43P 13/34		1300x3400x450	400x400x2	300	6d	83	6000	1700	
EP 13/36		43P 13/36		1300x3600x450	400x400x2	300	6d	87	6400	1800	
EP 13/38		43P 13/38		1300x3800x450	400x400x2	300	6d	90	6700	1900	

#### CONSTRUCTION CHARACTERISTICS:

The traditional line of the classic wall mounted hood allows it's use in any kitchen, however small. Construction in AISI 304 or AISI 430.

Special fabrication on request.

#### Supplied:

- Baffle filters
- Condensate draining cock 1/2"
- Other lengths = price of hoods w/next length up (EP 9/13 = EP 9/14)

#### Notes:

For the accessories please see the relative pages. Pluriball wrap packaging with polystyrene corners included.

Portata media definita con velocità di passaggio sottocappa 0,35 m/sec.

#### Filtri/filters :

- a (400x400) - b (500x400)
- c (400x500) - d (500x500)