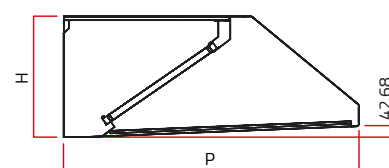
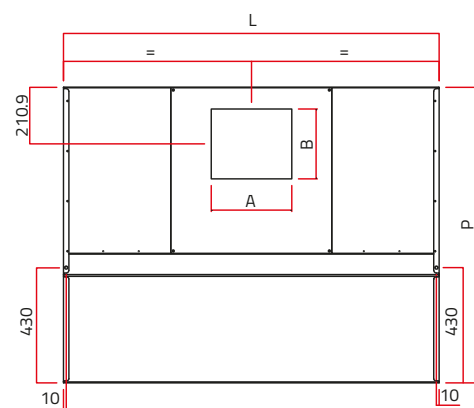
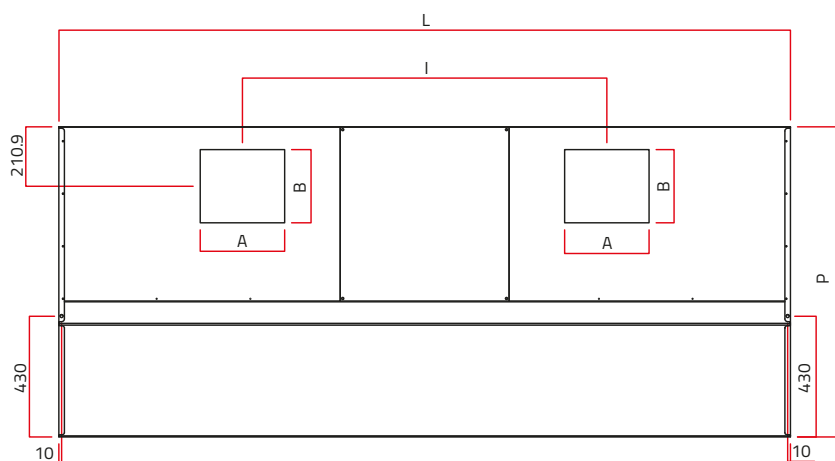




CAPPE A PARETE SLIM neutra
Serie 110 / 130

SLIM WALL HOOD WITHOUT EXTRACTOR FAN



LISTINO TECNICO Cappe a parete

TECHNICAL PRICELIST Wall hoods

Serie 110

Modelli Models	304 €	Modelli Models	430 €	Dim. P x L x h mm	AxB mm	C mm	Filtri n° Filters	Peso Kg Weight	Volume MC/H*	I mm	LED €
EP-SLIM 11/10		43P-SLIM 11/10		1100x1000x450	230x200	230	2c	35	1400		
EP-SLIM 11/12		43P-SLIM 11/12		1100x1200x450	300x260	210	2d	38	1700		
EP-SLIM 11/14		43P-SLIM 11/14		1100x1400x450	300x260	210	2d	41	1950		
EP-SLIM 11/16		43P-SLIM 11/16		1100x1600x450	300x260	210	3c	44	2200		
EP-SLIM 11/18		43P-SLIM 11/18		1100x1800x450	300x260	210	3d	47	2500		
EP-SLIM 11/20		43P-SLIM 11/20		1100x2000x450	300x260	210	4c	50	2800		
EP-SLIM 11/22		43P-SLIM 11/22		1100x2200x450	300x260	210	4c	53	3100		
EP-SLIM 11/24		43P-SLIM 11/24		1100x2400x450	300x260x2	210	4d	56	3400	1200	
EP-SLIM 11/26		43P-SLIM 11/26		1100x2600x450	300x260x2	210	4d	59	3600	1300	
EP-SLIM 11/28		43P-SLIM 11/28		1100x2800x450	300x260x2	210	5d	62	3900	1400	
EP-SLIM 11/30		43P-SLIM 11/30		1100x3000x450	300x260x2	210	5d	65	4200	1500	
EP-SLIM 11/32		43P-SLIM 11/32		1100x3200x450	300x260x2	210	5d	68	4500	1600	
EP-SLIM 11/34		43P-SLIM 11/34		1100x3400x450	300x260x2	210	6d	73	4700	1700	
EP-SLIM 11/36		43P-SLIM 11/36		1100x3600x450	300x260x2	210	6d	78	5000	1800	
EP-SLIM 11/38		43P-SLIM 11/38		1100x3800x450	300x260x2	210	6d	83	5300	1900	

CARATTERISTICHE COSTRUTTIVE:

La versione "slim" della cappa a parete ne consente l'utilizzo in ogni ambiente di cucina anche se di dimensioni ridotte grazie alla sua linea salvaspazio. Costruzione in AISI 304 o AISI 430. Esecuzioni speciali a richiesta.

In dotazione:

- Filtri a labirinto
- Scarico condensa 1/2"
- Lunghezze diverse = prezzo delle cappe con lunghezze immediatamente superiori (EP-SLIM 11/13 = EP-SLIM 11/14)

Note:

Per gli accessori vedi le pagine specifiche. Imballo pluriball con angolari in polistirolo compresi nel prezzo.

Serie 130

Modelli Models	304 €	Modelli Models	430 €	Dim. P x L x h mm	AxB mm	C mm	Filtri n° Filters	Peso Kg Weight	Volume MC/H*	I mm	LED €
EP-SLIM 13/12		43P-SLIM 13/12		1300x1200x450	250x250	300	2d	39	2100		
EP-SLIM 13/14		43P-SLIM 13/14		1300x1400x450	250x250	300	2d	42	2500		
EP-SLIM 13/16		43P-SLIM 13/16		1300x1600x450	300x300	300	3c	45	2800		
EP-SLIM 13/18		43P-SLIM 13/18		1300x1800x450	300x300	300	3d	48	3200		
EP-SLIM 13/20		43P-SLIM 13/20		1300x2000x450	300x300	300	4c	52	3500		
EP-SLIM 13/22		43P-SLIM 13/22		1300x2200x450	300x300	300	4c	56	3900		
EP-SLIM 13/24		43P-SLIM 13/24		1300x2400x450	300x300x2	300	4d	60	4200	1200	
EP-SLIM 13/26		43P-SLIM 13/26		1300x2600x450	400x300x2	300	4d	63	4600	1300	
EP-SLIM 13/28		43P-SLIM 13/28		1300x2800x450	400x300x2	300	5d	66	4900	1400	
EP-SLIM 13/30		43P-SLIM 13/30		1300x3000x450	400x300x2	300	5d	71	5300	1500	
EP-SLIM 13/32		43P-SLIM 13/32		1300x3200x450	400x300x2	300	5d	75	5600	1600	
EP-SLIM 13/34		43P-SLIM 13/34		1300x3400x450	400x400x2	300	6d	83	6000	1700	
EP-SLIM 13/36		43P-SLIM 13/36		1300x3600x450	400x400x2	300	6d	87	6400	1800	
EP-SLIM 13/38		43P-SLIM 13/38		1300x3800x450	400x400x2	300	6d	90	6700	1900	

CONSTRUCTION CHARACTERISTICS:

The "slim" version of the classic wall mounted hood allows it to be used in any kitchen environment, even if it's small thanks to its space-saving line. Construction in AISI 304 or AISI 430. Special fabrication on request.

Supplied:

- Baffle filters
- Condensate draining cock 1/2"
- Other lengths = price of hoods w/next length up (EP-SLIM 11/13 = EP-SLIM 11/14)

Notes:

For the accessories please see the relative pages. Pluriball wrap packaging with polystyrene corners included.

Portata media definita con velocità di passaggio sottocappa 0,35 m/sec.

Filtri/filters :

a (400x400) - b (500x400)
c (400x500) - d (500x500)