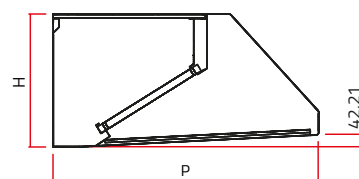
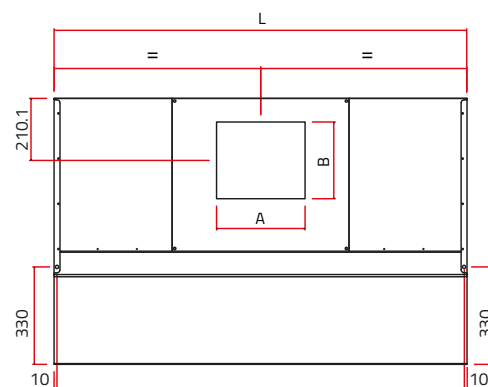
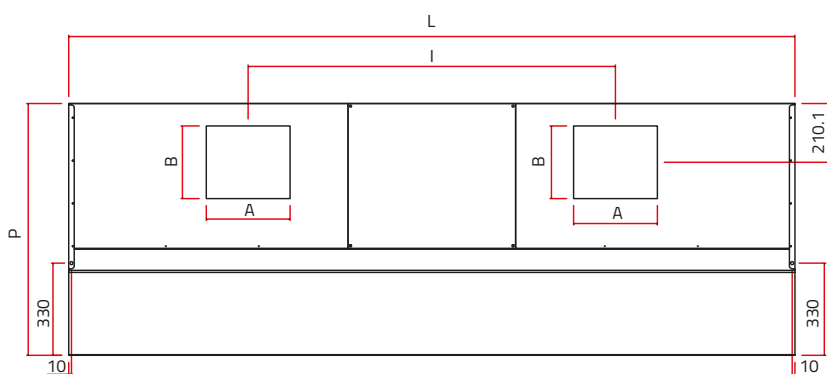




CAPPE A PARETE SLIM neutra
Serie 70 / 90

SLIM WALL HOOD WITHOUT EXTRACTOR FAN



LISTINO TECNICO Cappe a parete

TECHNICAL PRICELIST Wall hoods

Serie 70

Modelli Models	304 €	Modelli Models	430 €	Dim. P x L x h mm	AxB mm	C mm	Filtri n° Filters	Peso Kg Weight	Volume MC/H*	I mm	LED €
EP-SLIM 7/10		43P-SLIM 7/10		700x1000x450	230x200	230	2a	26	900		
EP-SLIM 7/12		43P-SLIM 7/12		700x1200x450	230x200	230	2b	30	1100		
EP-SLIM 7/14		43P-SLIM 7/14		700x1400x450	230x200	230	2b	34	1250		
EP-SLIM 7/16		43P-SLIM 7/16		700x1600x450	230x200	230	3a	37	1400		
EP-SLIM 7/18		43P-SLIM 7/18		700x1800x450	230x200	230	3b	40	1600		
EP-SLIM 7/20		43P-SLIM 7/20		700x2000x450	300x260	210	4a	44	1800		
EP-SLIM 7/22		43P-SLIM 7/22		700x2200x450	300x260	210	4a	46	1950		
EP-SLIM 7/24		43P-SLIM 7/24		700x2400x450	300x260	210	4b	48	2200		
EP-SLIM 7/26		43P-SLIM 7/26		700x2600x450	300x260	210	4b	51	2300		
EP-SLIM 7/28		43P-SLIM 7/28		700x2800x450	230x200x2	230	5b	54	2500	1400	
EP-SLIM 7/30		43P-SLIM 7/30		700x3000x450	230x200x2	230	5b	57	2700	1500	
EP-SLIM 7/32		43P-SLIM 7/32		700x3200x450	230x200x2	230	5b	61	2800	1600	
EP-SLIM 7/34		43P-SLIM 7/34		700x3400x450	300x260x2	210	6b	64	3000	1700	
EP-SLIM 7/36		43P-SLIM 7/36		700x3600x450	300x260x2	210	6b	67	3200	1800	
EP-SLIM 7/38		43P-SLIM 7/38		700x3800x450	300x260x2	210	6b	71	3350	1900	

Serie 90

Modelli Models	304 €	Modelli Models	430 €	Dim. P x L x h mm	AxB mm	C mm	Filtri n° Filters	Peso Kg Weight	Volume MC/H*	I mm	LED €
EP-SLIM 9/10		43P-SLIM 9/10		900x1000x450	230x200	230	2a	28	1100		
EP-SLIM 9/12		43P-SLIM 9/12		900x1200x450	230x200	230	2b	30	1400		
EP-SLIM 9/14		43P-SLIM 9/14		900x1400x450	230x200	230	2b	35	1600		
EP-SLIM 9/16		43P-SLIM 9/16		900x1600x450	300x260	210	3a	38	1800		
EP-SLIM 9/18		43P-SLIM 9/18		900x1800x450	300x260	210	3b	40	2000		
EP-SLIM 9/20		43P-SLIM 9/20		900x2000x450	300x260	210	4a	46	2250		
EP-SLIM 9/22		43P-SLIM 9/22		900x2200x450	300x260	210	4a	49	2500		
EP-SLIM 9/24		43P-SLIM 9/24		900x2400x450	300x260	210	4b	52	2700		
EP-SLIM 9/26		43P-SLIM 9/26		900x2600x450	300x260x2	210	4b	55	2950	1300	
EP-SLIM 9/28		43P-SLIM 9/28		900x2800x450	300x260x2	210	5b	60	3200	1400	
EP-SLIM 9/30		43P-SLIM 9/30		900x3000x450	300x260x2	210	5b	64	3400	1500	
EP-SLIM 9/32		43P-SLIM 9/32		900x3200x450	300x260x2	210	5b	67	3650	1600	
EP-SLIM 9/34		43P-SLIM 9/34		900x3400x450	300x260x2	210	6b	70	3850	1700	
EP-SLIM 9/36		43P-SLIM 9/36		900x3600x450	300x260x2	210	6b	74	4050	1800	
EP-SLIM 9/38		43P-SLIM 9/38		900x3800x450	300x260x2	210	6b	77	4300	1900	

CARATTERISTICHE COSTRUTTIVE:

La versione "slim" della cappa a parete ne consente l'utilizzo in ogni ambiente di cucina anche se di dimensioni ridotte grazie alla sua linea salvaspazio. Costruzione in AISI 304 o AISI 430. Esecuzioni speciali a richiesta.

In dotazione:

- Filtri a labirinto
- Scarico condensa 1/2"
- Lunghezze diverse = prezzo delle cappe con lunghezze immediatamente superiori (EP-SLIM 7/13 = EP-SLIM 7/14)

Note:

Per gli accessori vedi le pagine specifiche. Imballo pluriball con angolari in polistirolo compresi nel prezzo.

CONSTRUCTION CHARACTERISTICS:

The "slim" version of the classic wall mounted hood allows it to be used in any kitchen environment, even if it's small thanks to its space-saving line. Construction in AISI 304 or AISI 430. Special fabrication on request.

Supplied:

- Baffle filters
- Condensate draining cock 1/2"
- Other lengths = price of hoods w/next length up (EP-SLIM 7/13 = EP-SLIM 7/14)

Notes:

For the accessories please see the relative pages. Pluriball wrap packaging with polystyrene corners included.

Portata media definita con velocità di passaggio sottocappa 0,35 m/sec.

Filtri/filters :

a (400x400) - b (500x400)
c (400x500) - d (500x500)